

If you have any questions, please contact me at jamie@teachmommyteach.com

Thank you for downloading!

You May:

- use these resources in your own home or classroom for non-commercial use.
- print as many copies as you would like.
- share the website link, <https://teachmommyteach.com/>, where this printable can be found, so that others can download the file.

You May NOT:

- sell, give away, or share a printed copy. Each person should download separately and print.
- print out a copy for multiple teachers, as in an entire school, co-op, or other group. Each teacher should download separately and print.
- link directly to the pdf. Instead, link to the page on <https://teachmommyteach.com/> or <https://teacherspayteacher.com/> where you found the download.
- claim this or any part of this printable as your own.
- alter this printable and claim it as your own.
- host any of the files on your personal or other websites that can be shared with others.
- Upload this resource to any file sharing sites

Credits!! Thank you Speaking of Images and Open Clipart!



<https://www.teacherspayteachers.com/Store/Speaking-Of-Images>



<https://openclipart.org/>

First Stories Book 10: Buzz, Buzz, Buzz

Pre-Reading Worksheets

Your child will practice CVC words. Your child will practice the long o (O consonant vowel, and ow) and long e (ee and ea) spelling patterns. Your child will practice the high frequency word *for*.

Note to parents and teachers: This book introduces and reviews many new concepts. The long E sound (EE and EA), long O sound (ow and o), CK spelling pattern, double consonant spelling pattern, the sight word FOR, and new blends are introduced or have recently been introduced. It would be okay to split these worksheets into two groups or more to do at different times. With my child, I split the worksheets into 3 groups, and he read the book after completing all of the worksheets. We completed the long o sound pages at one time, the long e pages with long o review at another time, and finished the rest of the pages the last time. Every child is different, and it is completely acceptable for your child to move at a slower or faster pace.


Name: _____

The vowels are A, E, I, O, and U. Most words that you have read so far use a short vowel sound. Can you match the vowels to a word that starts with its short vowel sound?


A



E



I



O



U



Sometimes vowel sounds have a long sound. When a vowel has a long sound, it says its name. Can you match the vowels to a word that starts with its long vowel sound?

A



E



I



O



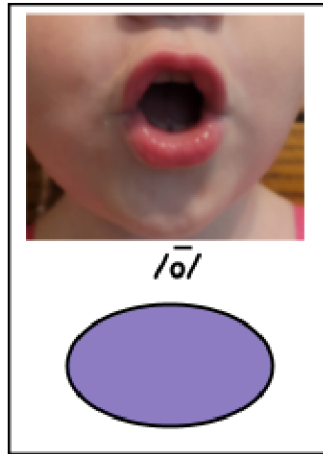
U



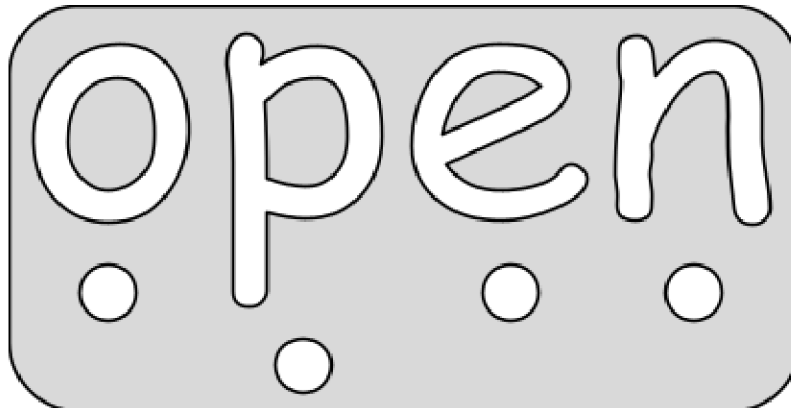
apron, unicorn, eagle, oatmeal, icecream

Name: _____

Let's practice the long o sound. The long o sound is the same sound as saying the letter O name. Practice saying the long o sound.



Sound out the following word. The O in this word will represent a long o sound. Color the O to remind you to say the long O sound.



Read the word below.

Pen

Now read the word with an O. Remember this O will represent a long o sound.

Open

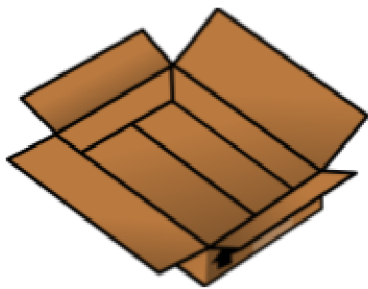
Name: _____

Read the following sentences. Color every O that represents the 'long o' sound blue.

Open the box.

Open the gift.

Open the egg.

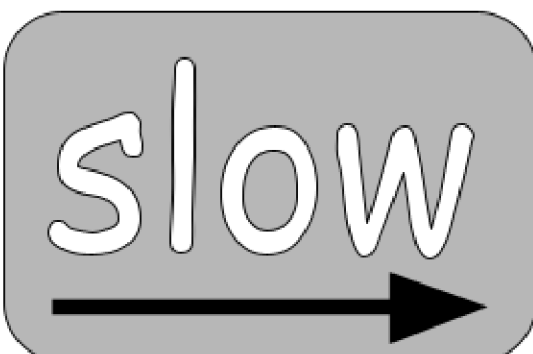

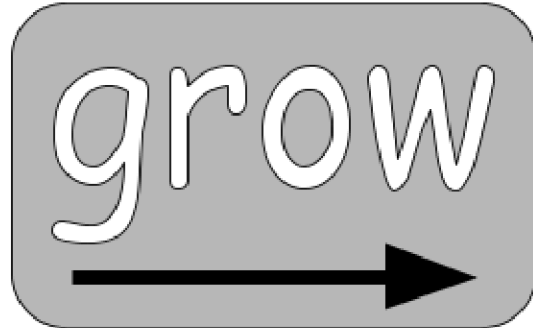
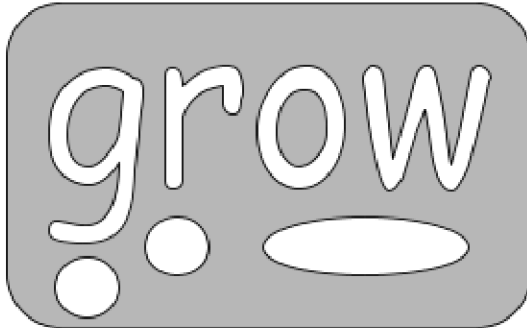


Thank you openclipart.org for all the wonderful clipart!

Name: _____

O will sometimes represent a long o sound when O is next to W, OW.


Let's practice this OW rule. Color every OW blue in the following words. Then read the words. Remember the long o sound.



grow



snow





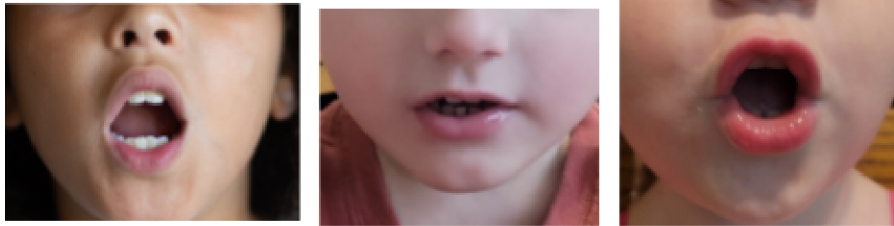
slow



Name: _____

Read the two words below. Cut out the graphemes (letters) below. Then match the graphemes (letters) to the pictures of the mouths saying the words, and glue. Write the words on the handwriting lines.

o p e n

g r ow



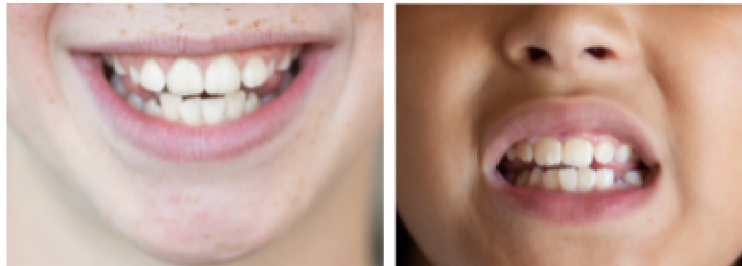


Name: _____


Let's practice the long e sound. The long e sound is the same sound as saying the letter E name. Practice saying the long e sound.



You have learned that EA represents a 'long e' sound. Let's review by reading the word EAT.



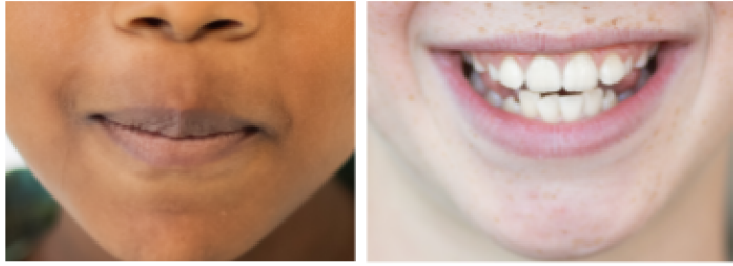
ea t



l ea f

Name: _____

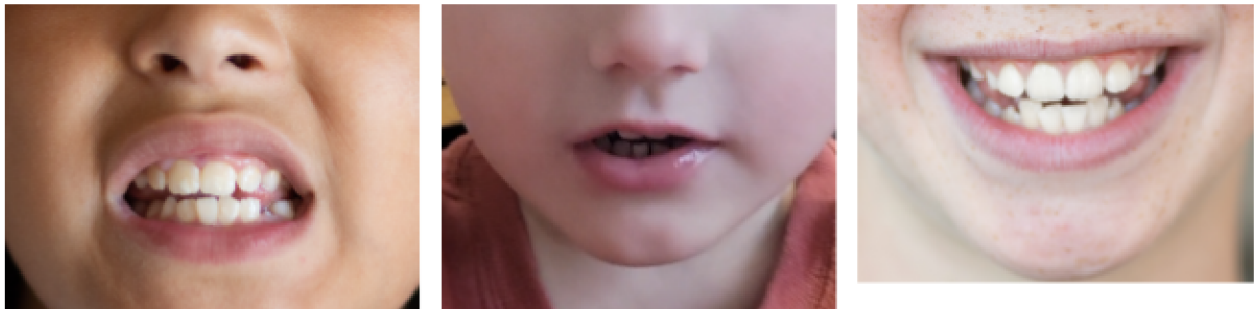
EE also represents a 'long e' sound. Let's practice by reading the words bee and free.



b ee



f r ee



t r ee

Name: _____

Read the following short story. Circle every EE that represents the 'long e' sound.
Color the picture.

The bee can see a tree.

The bee sees a bud on the tree.

The bee can land on the bud on the tree.



Name: _____

Read the following short story. Color every EE and EA that represents the 'long e' sound red. Color every O and OW that represents the 'long o' sound blue.

I see snow.

I see a tree.

The tree will grow slow.




Name: _____

Read the following short story. Color every EE and EA that represents the 'long e' sound red. Color every O and OW that represents the 'long o' sound blue.

I see sun.

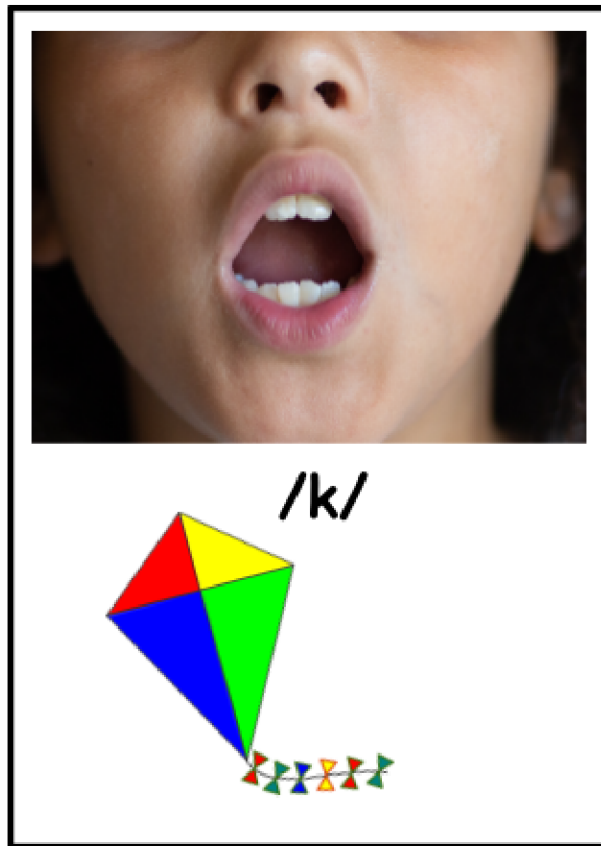
I see a tree.

The tree will grow fast!



Name: _____

CK often represents the same sound as a K or C. Practice saying the CK sound.



Color the CK in each of the words below. Practice reading each word.

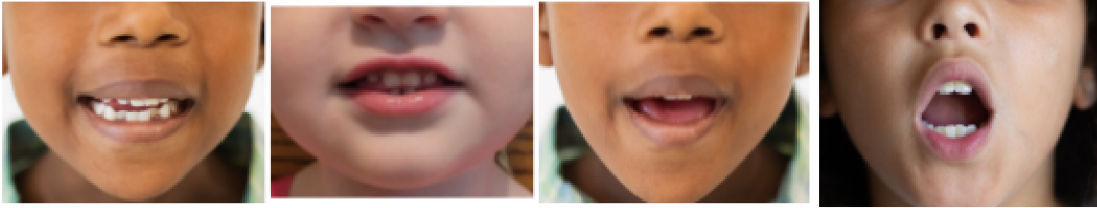
snack

stuck

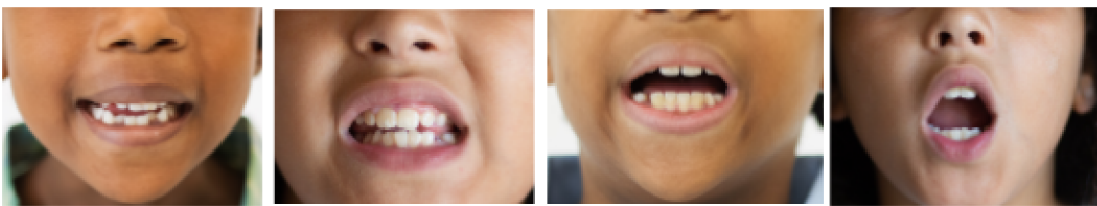
Name: _____

Read the two words below. Cut out the graphemes (letters) below. Then match the graphemes (letters) to the pictures of the mouths saying the words, and glue. Write the words on the handwriting lines.

s	n	a	ck	s	t	u	ck
---	---	---	----	---	---	---	----



--	--	--	--



--	--	--	--

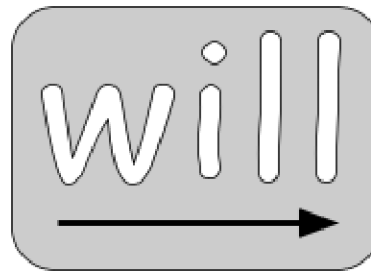
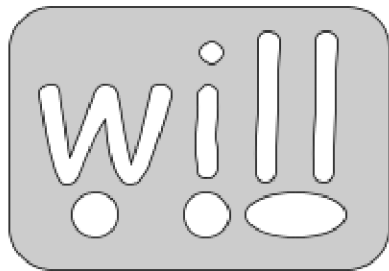

Name: _____

Two Z's and two l's represent the same sound as if there was just one sound.

Practice saying the Z and the L sounds.

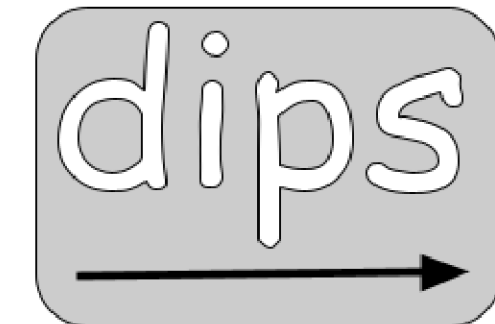
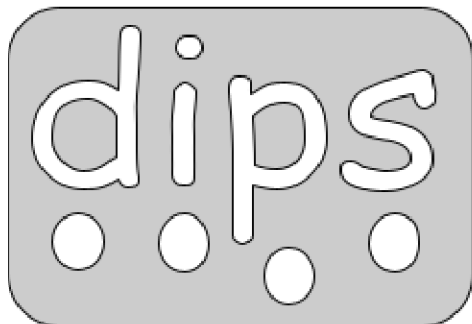

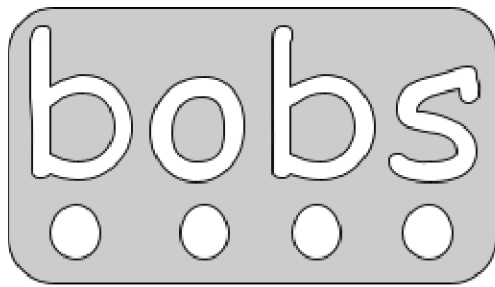

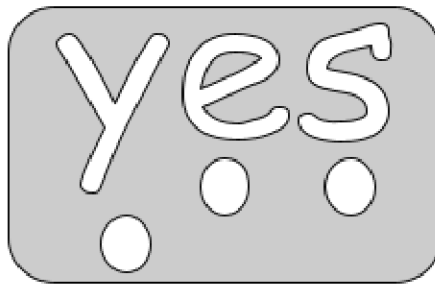


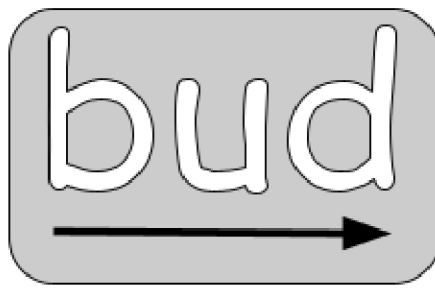
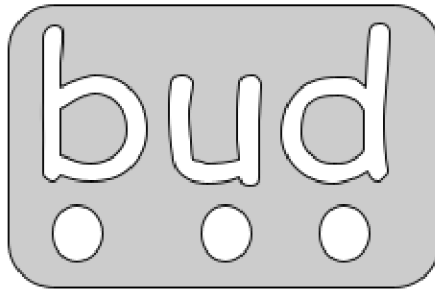


Sound out the following words.




Name: _____

Touch each dot and say the sound the letter(s) represent. Then, touching the arrow, put the sounds together to sound out the word.

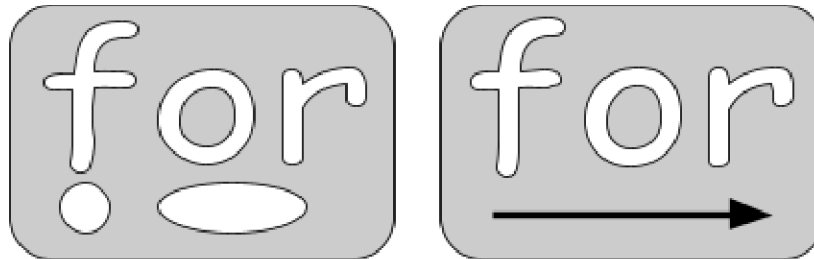


Name: _____

Practice saying the **OR** sound. Use the picture of the mouth as a reference.



Sound out the following word. Color the **OR** in the word.



Complete the maze by following the sight word **FOR**. Help the car get to the garage.

First Stories Book 10: Buzz, Buzz, Buzz

Extra Practice Post-Reading Worksheets

Name: _____

Read the following short story. Then illustrate the story.

A bee sat on a tree. The bee saw a bud on the tree. Mmmm! The bud had a snack for the bee!

First Stories Book 10: Buzz, Buzz, Buzz Answers Pre-Reading Worksheets

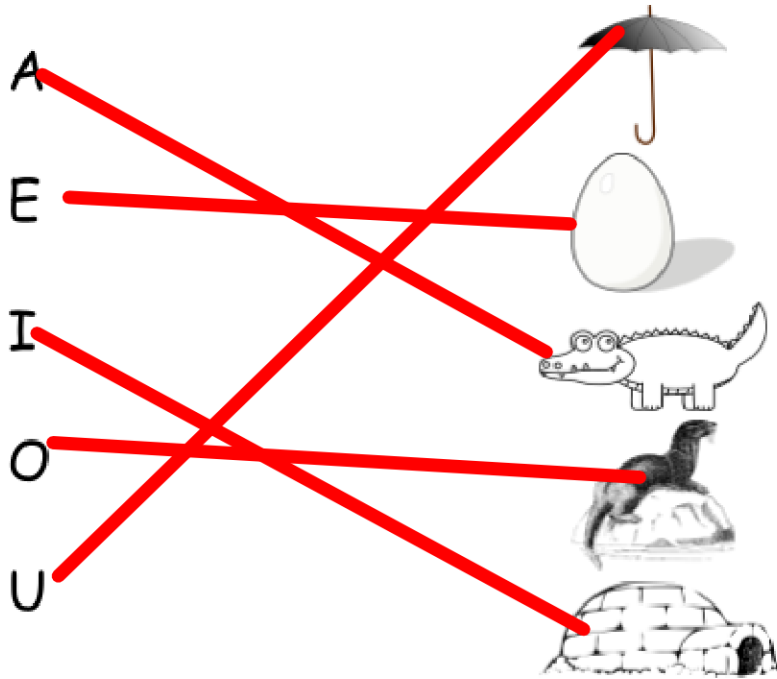
Your child will practice CVC words. Your child will practice the long o (O consonant vowel, and ow) and long e (ee and ea) spelling patterns. Your child will practice the high frequency word *for*.

Note to parents and teachers: This book introduces and reviews many new concepts. The long E sound (EE and EA), long O sound (ow and o), CK spelling pattern, double consonant spelling pattern, the sight word FOR, and new blends are introduced or have recently been introduced. It would be okay to split these worksheets into two groups or more to do at different times. With my child, I split the worksheets into 3 groups, and he read the book after completing all of the worksheets. We completed the long o sound pages at one time, the long e pages with long o review at another time, and finished the rest of the pages the last time. Every child is different, and it is completely acceptable for your child to move at a slower or faster pace.

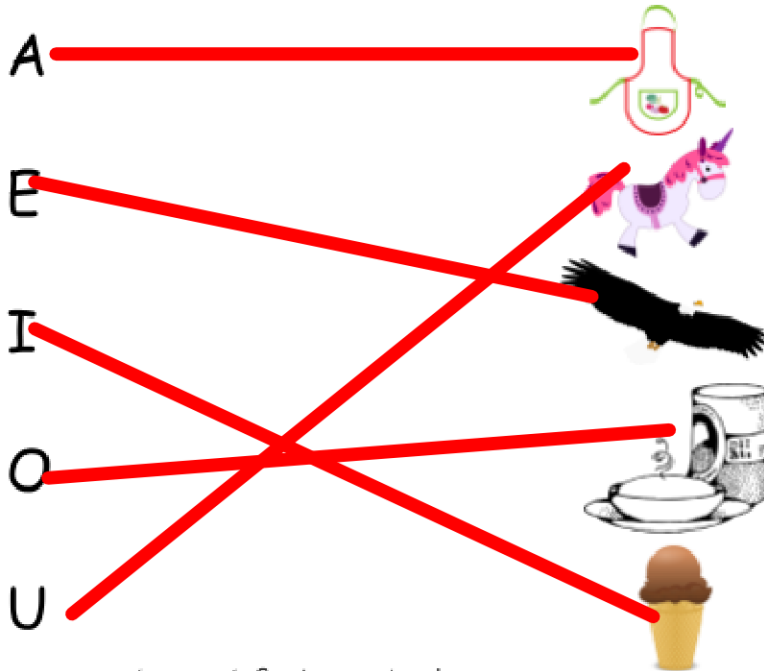
Answers

Name: _____

The vowels are A, E, I, O, and U. Most words that you have read so far use a short vowel sound. Can you match the vowels to a word that starts with its short vowel sound?



Sometimes vowel sounds have a long sound. When a vowel has a long sound, it says its name. Can you match the vowels to a word that starts with its long vowel sound?

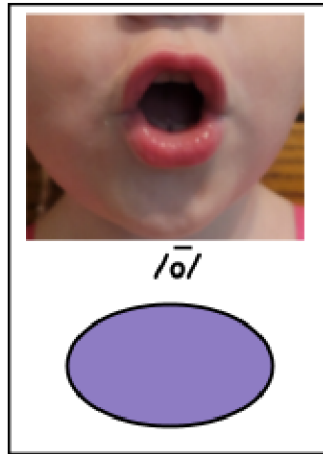


apron, unicorn, eagle, oatmeal, icecream

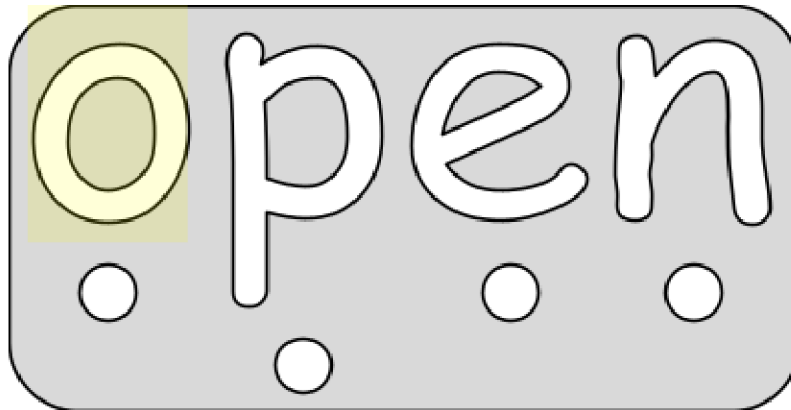
Answers

Name: _____

Let's practice the long o sound. The long o sound is the same sound as saying the letter O name. Practice saying the long o sound.



Sound out the following word. The O in this word will represent a long o sound. Color the O to remind you to say the long O sound.



Read the word below.

Pen

Now read the word with an O. Remember this O will represent a long o sound.

Open

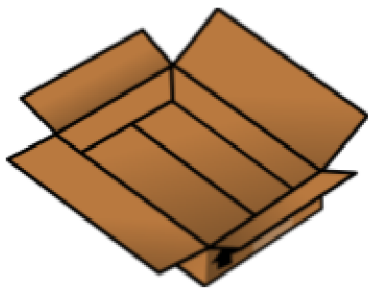
Name: Answer

Read the following sentences. Color every O that represents the 'long o' sound blue.

Open the box.

Open the gift.

Open the egg.



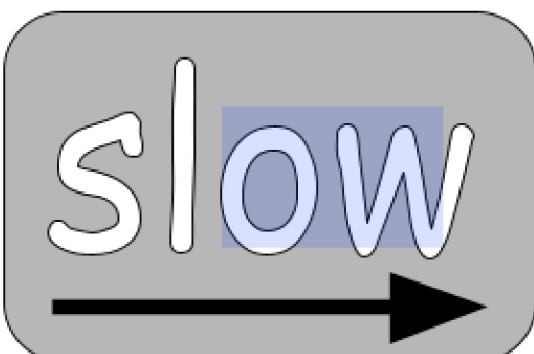
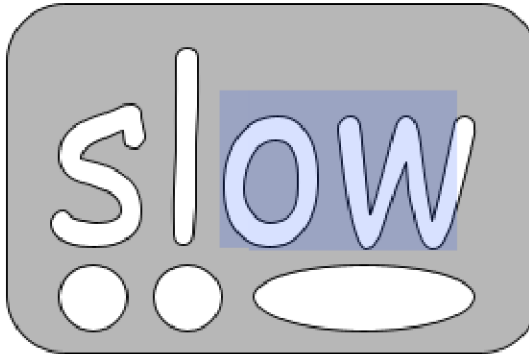
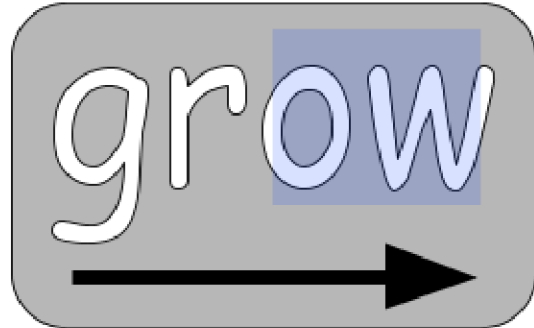
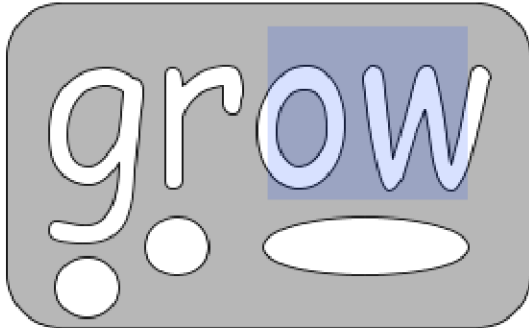
Thank you openclipart.org for all the wonderful clipart!

Answers

Name: _____

O will sometimes represent a long o sound when O is next to W, OW.

Let's practice this OW rule. Color every OW blue in the following words. Then read the words. Remember the long o sound.



grow



snow



slow

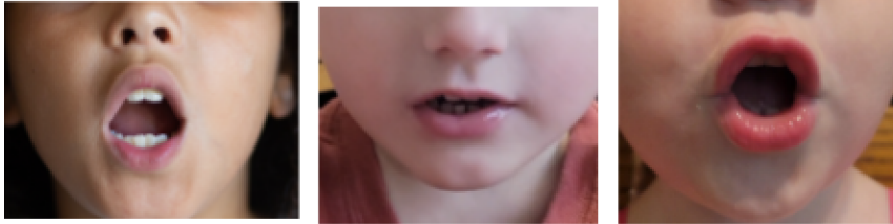
Answers

Name: _____

Read the two words below. Cut out the graphemes (letters) below. Then match the graphemes (letters) to the pictures of the mouths saying the words, and glue. Write the words on the handwriting lines.

o p e n

g r ow

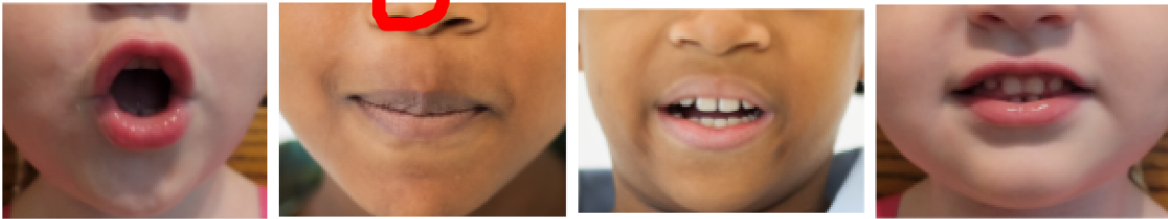


g

r

ow

grow



o

p

e

n

open

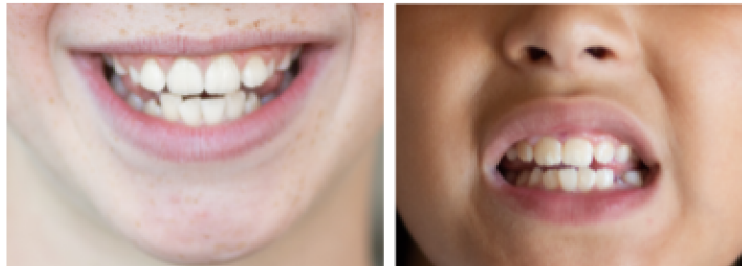
Answers

Name: _____


Let's practice the long e sound. The long e sound is the same sound as saying the letter E name. Practice saying the long e sound.



You have learned that EA represents a 'long e' sound. Let's review by reading the word EAT.



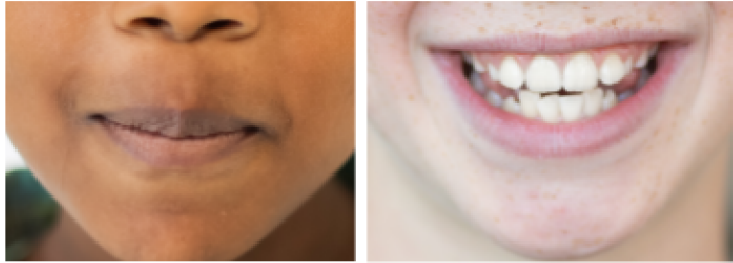
ea t



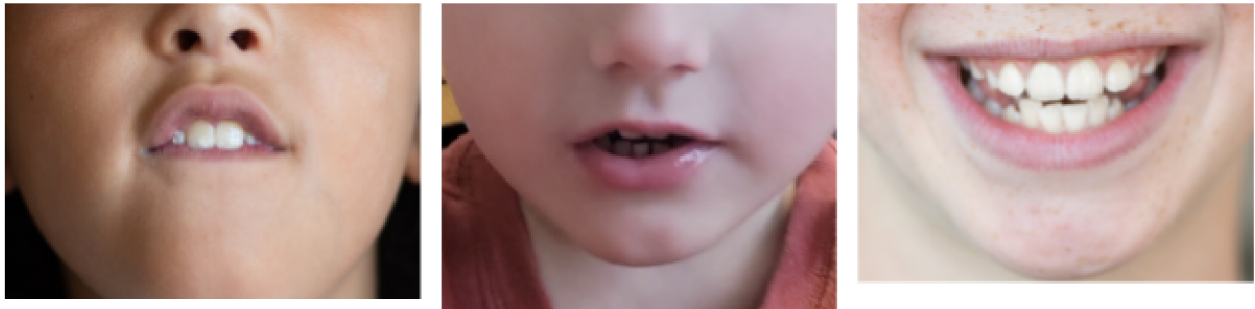
l ea f

Name: **Answers**

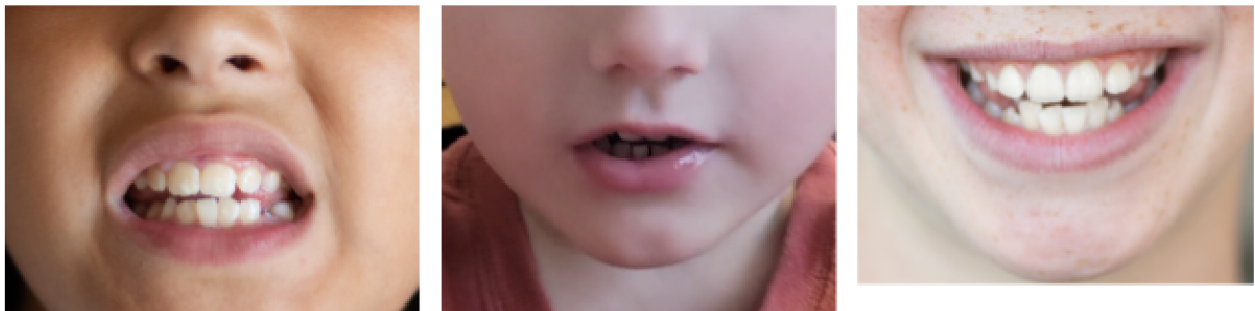
EE also represents a 'long e' sound. Let's practice by reading the words bee and free.



b ee



f r ee



t r ee

Name: Answers

Read the following short story. Circle every EE that represents the 'long e' sound.
Color the picture.

The **bee** can **see** a **tree**.

The **bee** **sees** a bud on the **tree**.

The **bee** can land on the bud on the **tree**.



Name: Answers

Read the following short story. Color every EE and EA that represents the 'long e' sound red. Color every O and OW that represents the 'long o' sound blue.

I see snow.

I see a tree.

The tree will grow slow.




Name: **Answers**

Read the following short story. Color every EE and EA that represents the 'long e' sound red. Color every O and OW that represents the 'long o' sound blue.

I see sun.

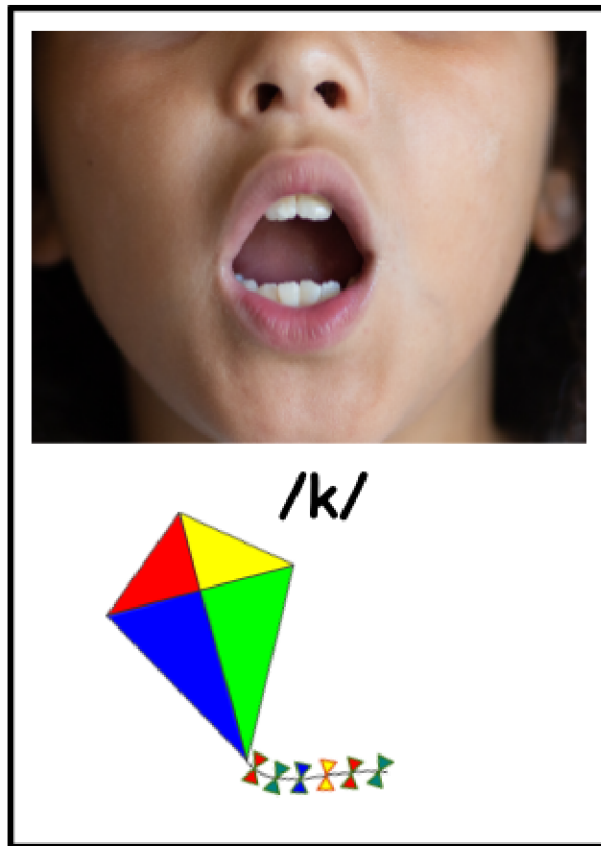
I see a tree.

The tree will grow fast!



Name: Answers

CK often represents the same sound as a K or C. Practice saying the CK sound.



Color the CK in each of the words below. Practice reading each word.

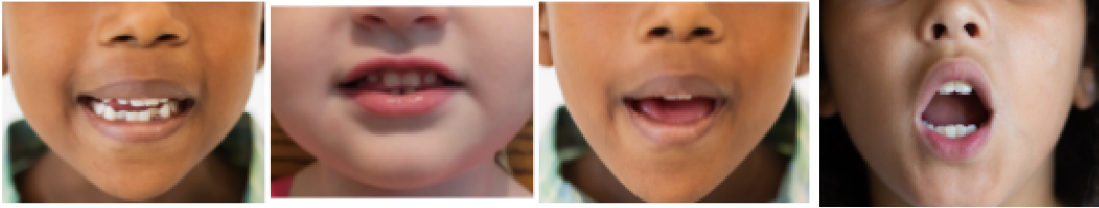
snack

stuck

Name: **Answers**

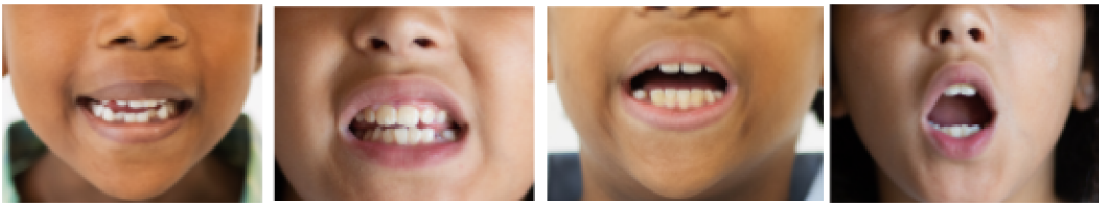
Read the two words below. Cut out the graphemes (letters) below. Then match the graphemes (letters) to the pictures of the mouths saying the words, and glue. Write the words on the handwriting lines.

s n a c k s t u c k



s n a ck

snack



s t u ck


stuck

Answers

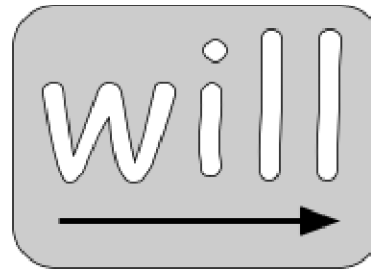
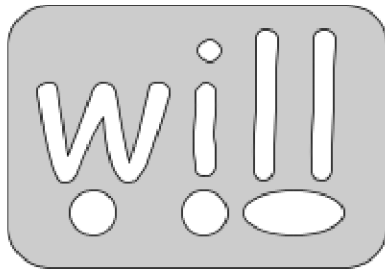

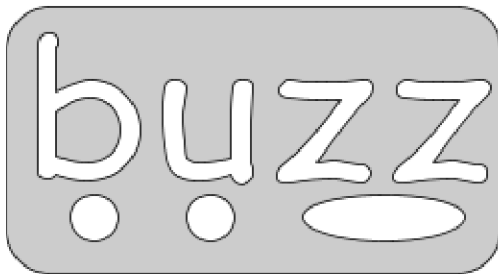
Name: _____

Two Z's and two l's represent the same sound as if there was just one sound.

Practice saying the Z and the L sounds.

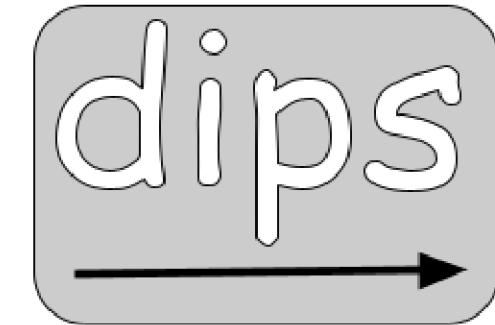
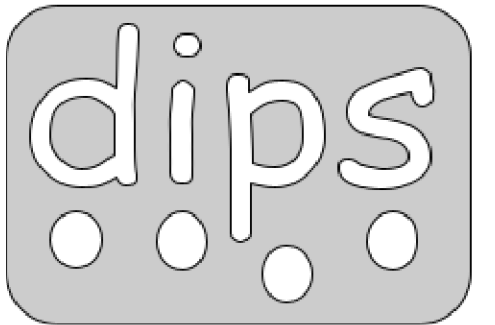

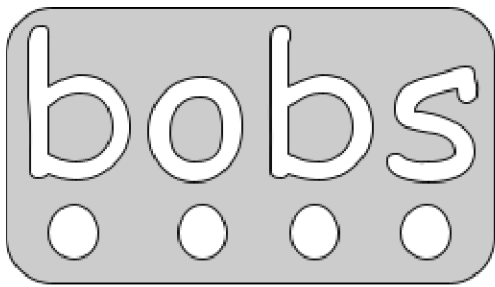

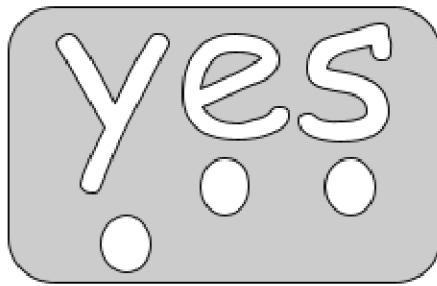
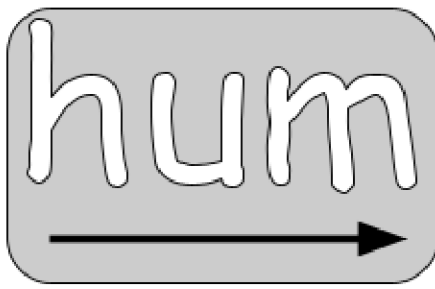

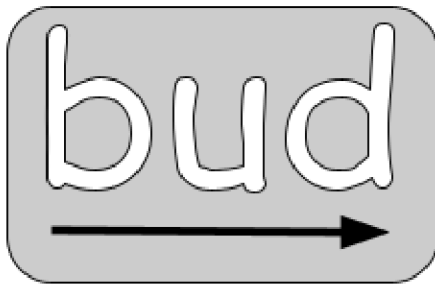
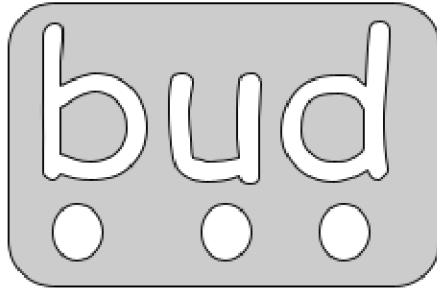


Sound out the following words.



Name: Answers


Touch each dot and say the sound the letter(s) represent. Then, touching the arrow, put the sounds together to sound out the word.



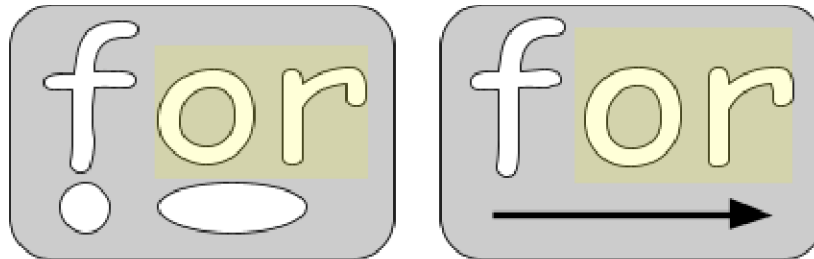
Answers

Name: _____


Practice saying the **OR** sound. Use the picture of the mouth as a reference.



Sound out the following word. Color the **OR** in the word.



Complete the maze by following the sight word **FOR**. Help the car get to the garage.

		for	fed	put	fat	for	for
wad	Pet	for	for	for	ouch	for	for
man				for		for	for
cat	fan		fat		for	for	pan
bot		out		out	peg	for	for
out	fat	rot	off	pot		for	for
out	out	bot	big	an	but	cut	bet
out	mut	out	nut	out		fat	for
out						put	for
	out	pat	pet	pot	pur	per	for

First Stories Book 10:
Buzz, Buzz, Buzz
Answers
Extra Practice
Post-Reading Worksheets

Answers

First Stories Book 10: Buzz, Buzz, Buzz

Name: _____

Read the following short story. Then illustrate the story.

A bee sat on a tree. The bee saw a bud on the tree. Mmmm! The bud had a snack for the bee!

